












HOSPITAL RD



-  RPA east campus loading dock
-  RPA Logistics Hub
-  Access to RPA loading dock
-  Access to Centenary Institute
-  Construction zone
-  Emergency Department
-  Main entrance drop-off
-  Available loading dock bay
-  Charles Perkins gas compound



MISSENDEN RD



JOHNS HOPKINS DR

GLoucester HOUSE DR

RPA MAIN HOSPITAL BUILDING

1 2 3 4 5 6

SUSAN WAKIL BUILDING

CENTENARY INSTITUTE